



HPTL1/X1 Series

Interchanges for Fairey Arlon

TX, TX2, TX3, TX3D, TXW, TXW2, TXW3, TXW3D

Hy-Pro G6 Dualglass High Performance Filter Elements

Performance

Temperature: -45f to 225f, -43c to 107c (buna)
 -20f to 250f, -29c to 120c (viton)
 Max flow rate 32 gpm (121 lpm)
 Element collapse 150 psid (17 bar)

Interchange

Fairey Arlon	Hy-Pro
*TX-#	HPTX1L2-#MB
*TXX-#	HPTX1L2-#MB
*TX2-#	HPTX1L4-#MB
*TXX2-#	HPTX1L4-#MB
*TX3-#	HPTX1L6-#MB
*TXX3-#	HPTX1L6-#MB
*TX3D-#	HPTX1L8-#MB
*TXX3D-#	HPTX1L8-#MB
<i>*G5 Dualglass upgrade from cellulose</i>	
TXW-#	HPTX1L2-#MB
TXW2-#	HPTX1L4-#MB
TXW3-#	HPTX1L6-#MB
TXW3D-#	HPTX1L8-#MB
TXWL-#	HPTL1L2-#MB
TXWL2-#	HPTL1L4-#MB
TXWL3-#	HPTL1L6-#MB
TXWL3D-#	HPTL1L8-#MB
ST-#	HPTX1L2-#WB
ST2-#	HPTX1L4-#WB
ST3-#	HPTX1L6-#WB
ST3D-#	HPTX1L8-#WB

Media

G6 media pleat pack features our latest generation of graded density glass media that delivers required cleanliness while optimizing dirt capacity.

Dynamic Filter Efficiency

DFE rated elements perform true to rating even under demanding variable flow and vibration conditions. Today's industrial and mobile hydraulic circuits require elements that deliver specified cleanliness under all circumstances. Wire mesh supports the media to ensure against cyclical flow fatigue, temperature, and chemical resistance failures possible in filters with synthetic support mesh.

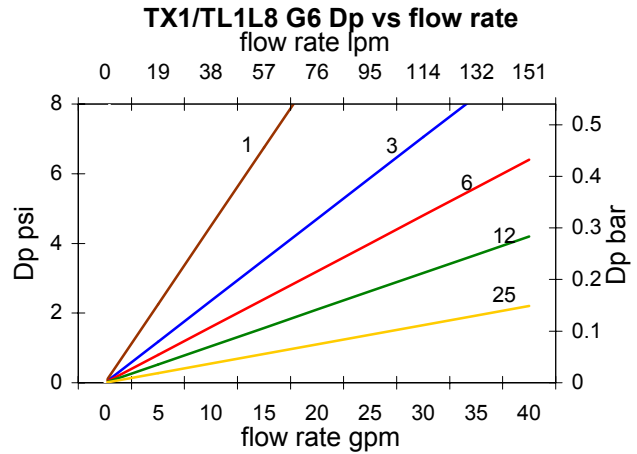
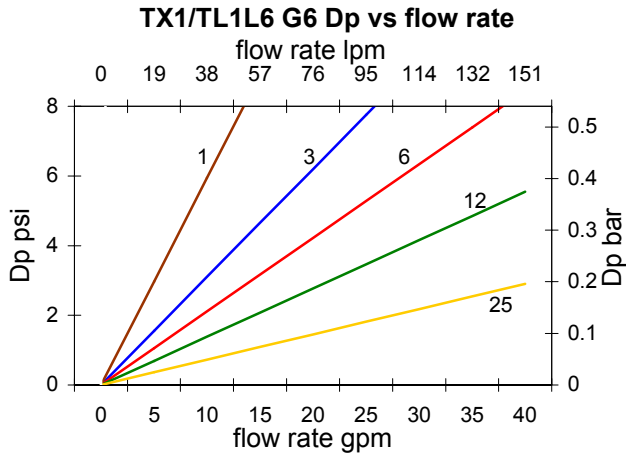
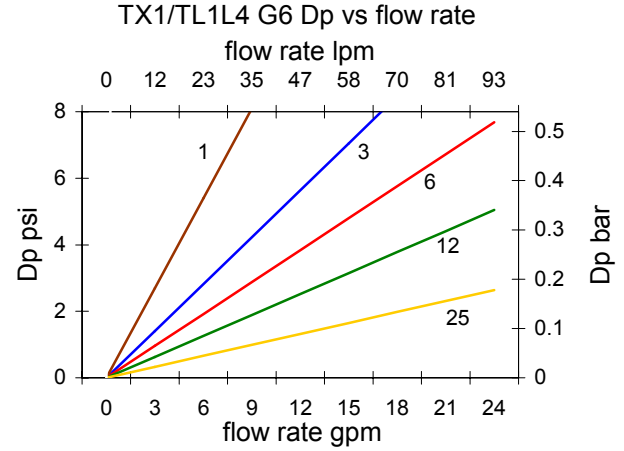
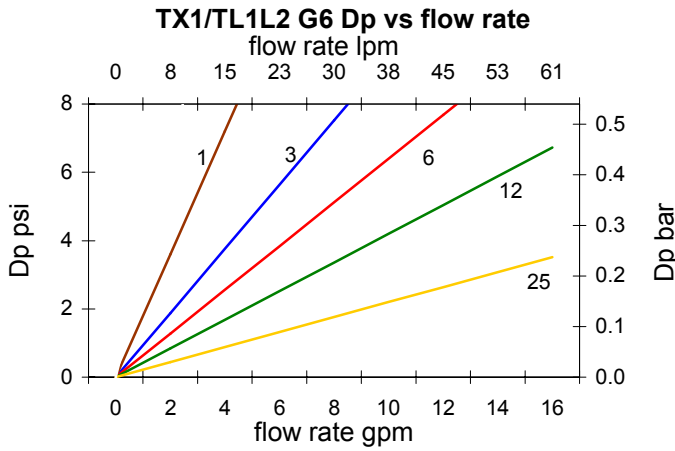
Tested to ISO quality standards

ISO 2941	Collapse and burst resistance
ISO 2942	Fabrication and Integrity test
ISO 2943	Material compatibility with fluids
ISO 3724	Flow fatigue characteristics
ISO 3968	Pressure drop vs. flow rate
ISO 16889	Multi-pass performance testing

For viton seals replace "B" in HP no. with "V"
 Also available in stainless steel mesh media. Call or consult the Hy-Pro on line interchange guide at www.filterelement.com

Fluid Compatibility

Petroleum based fluids, water glycols, polyol esters, phosphate esters, HWBF



Pressure Drop Calculation

Pressure drop curves based on oil viscosity of 150 SSU, and specific gravity = 0.9. Dp across element is proportionally related to viscosity and specific gravity. For new DP use the following conversion formula:

$$DP_{\text{element}} = DP_{\text{curve}} \times \text{Viscosity}/150 \times SG/0.86$$

table 1

table 2

table 3

table 4

table 5

table 6

HPT _ 1L _ _ _ _ _

table 1		endcap config	
code	length	code	config
L	single	L	coreless
X	double	X	metal hardware

table 2		length	
code	length	code	length
2	single	2	single
4	double	4	double
6	triple	6	triple
8	quad	8	quad

table 3		filtration rating	
code	length	code	filtration rating
1	single	1	B2.5[c] = 1000 (B1 = 200)
3	double	3	B5[c] = 1000 (B3 = 200)
6	triple	6	B7[c] = 1000 (B6 = 200)
10	quad	10	B12[c] = 1000 (B12 = 200) or 10u nominal wire mesh
25	quad	25	B22[c] = 1000 (B25 = 200) or 25u nominal wire mesh
40	quad	40	40u nominal wire mesh
60	quad	60	74u nominal wire mesh
100	quad	100	100u nominal wire mesh
120	quad	120	120u nominal wire mesh

table 4		media type	
code	length	code	media type
M	single	M	G6 Dualglass
W	double	W	wire mesh

table 5		seal	
code	length	code	seal
B	single	B	Nitrile (buna)
V	double	V	Fluorocarbon
E	quad	E	EPR

table 6		special option	
code	length	code	special option
PC	single	PC	special coating for HWBF

*TX series only

Hy-Pro filters are tested to the latest industry standard ISO16889 (replacing ISO4572) resulting in A new scale for defining particle sizes and determining filtration ratio (formerly known as beta ratio)

New (ISO16889) vs Old (ISO4572) size comparison

Bx(c)=1000 (ISO16889)	2.5	5	7	12	22
Bx=200 (ISO4572)	<1	3	6	12	25

